



Butt Ugly (Page 6)




And a neat trick (Page 2)

Island Waters Fly Fishers

Email us at iwff@shaw.ca Ph 390-3266

Visit at www.iwff.ca



Meetings at 7:00 pm. on the 4th Tuesday of the Month at the Ukrainian Hall at 4017 Victoria Ave. off Norwell Dr. Visitors and Guests welcome. Phone 390-3266.

CONTACTS

- President:** Jack Toomer 756-0987
- Vice President :** Ron Moll 754-3978
- Secretary:** Frank Perilli 390-4400
- Treasurer:** Harold Tinling 758-2655
- Past President :** Bernie Heinrichs 390-3266
- Directors:**
- Youth:** Leo Snye 729-7242
- Program:** Ron Busche 758-2225
- Entertain:** Bob Kissinger 758-8995
- Phone:** Mike Orr 754-6184
- Fund Raising:** Tom Skilton 729-5685
- Webmaster:** Mike Orr 754-6184
- Fly Tying** Ron Busche 758-2225
- Videos:** Ed Tremblay 245-8552
- Library:** Larry Miller 390-4495
- Gilly :** Ray Honig 758-9930
- Coffee and Hall:** Ray Garton 758-9215
- Newsletter:** Bernie Heinrichs 390-3266

The Island Waters Fly Fishers

The Purpose of our club is as follows:

- To practice, further and promote the art of fly fishing
- To practice and promote fish conservation and enhancement
- To encourage fellowship and sportsmanship amongst anglers



Events

October 28, 2008: Tall Tales Night. Bring your fishing story and share it with us.

November 1, 2008: “Tie Till you Drop” fly tying at Oliver Woods Centre.

November 25, 2008: Guest Speaker, AGM and Election of Officers.

December 6, 2008: Christmas Dinner and Auction at the Lantzville Legion.

January 27, 2009: Ton Plynaar has consented to show us some of the advanced techniques used to tie display salmon flies.

February 24, 2009: Peter Morrison - Topic to be decided.

March 24, 2009: Ralph Shaw - “Jack Shaw”;

April 28, 2009: An update on the stocking program by the local Department of Environment’s new Fisheries Biologist, Scott Silvestri.


May 26, 2009: Bob Leverman will give his eagerly anticipated “Match the Hatch” presentation.

Wally Novak’s Trick

At the first Wednesday Fly Tying, Wally Novak, from the Comox Valley Fly Fishers, showed several good fly tying techniques. All of those in attendance remarked that the one below was easily worth the price of admission on its own merit. It is an easy way to tie in a pair of wings. In the example below a mallard flank was used.



Step 1: Cut out the tip of the flank feather as shown



Step 2: Tie the feather in loosely with a few wraps.



Step 3: Grab the feather’s stem and pull it up until it is curled around part of the hook. Tie it down tightly in its final position. **Simple!**

This is one of those “That just makes so much sense.” and “Why didn’t I think of that?”

Events and Services

Pub Lunches

Come out to the Wellington Pub on Victoria Ave. every Wednesday from 11:30 A.M. to late noon. After the smokers were banished, we took over one of their rooms and are enjoying the new, affordable buffet meals. Guests and new members are especially welcome to join this very informal gathering.


Club Library

The list of books has now swelled to over 85 books.

Larry Miller is the custodian and he will bring your requests to the next meeting if you call him at 390-4495. Check out the list of books on our website. There will be some lists available at the meetings.

Christmas Dinner/ Auction

Christmas is coming,
Christmas is coming!
Just a reminder that
our Christmas Party is
set for the 6th of December at the Lantzville
Legion so start collecting your goodies or
making your crafts for the auctions.
Bob Kissinger will be selling the \$20.00 tickets.



Basic Fly Tying Course

Six Classes,
twice per week
starting in early
November.
Maximum of 5
students with
preference to
members who
have not taken

any classes before. \$20.00 paid in advance to cover the cost of all materials. Sign up at the next meeting or call Doug at (250) 390-4109.



Wednesday Afternoon Fly Tying

Starting October 1, 2008 after the Pub Lunch at approximately 1:15 at the Woodgrove Save On Foods Meeting Room. These will be held on the first and third Wednesdays for five sessions until December then six more starting January 2, 2009. Most of the demonstrators are members who have not shown us any of their favourite flies. Only one Toony to cover the cost of materials.

Wednesday Fly Tying Schedule:

Nov. 5 - John Ellis - Dugan Lake Nymph
Nov. 19 - Jim McCoy - Bend Back Streamer
Dec. 3 - Ron Schiefke - Tunkwanamid
Jan. 7 - Ted Brookman - Different Shrimp
Jan. 21 - Wayne Legge - Carey Special
Feb. 4 - Bill Pollard - Black Ant
Feb. 18 - Ron Moll - Synthetic Seal Fur Leach
and Gorilla Glue Bodies
Mar. 4 - Doug Peterson - Deer Hair Caddis
Mar. 18 - Leo Snye - Damsel in Distress



“Tie Till You Drop” Fly Tying

All day Saturday, November 1, 2008 at the Oliver Woods Centre on Oliver Road off the Island Highway South of Turner Rd. Come any time between 9:30 am and 3:30 pm. Bring your materials and tools then tie whatever - however. Be prepared to socialize, check out the other tyers and share your techniques. Bring a lunch or check out the Longwood Brew Pub at noon. All fly tyers and especially other club members are especially welcome. For this first one, the only fee will be \$2.00 which will go into a 50/50 draw.

Posters have been put up at high schools to invite students to try fly tying between 9:30 and 11.30 am. New tyers are also welcome to this introductory session.

September Meeting



Bill McColl, left, welcomes guests Jamie Kerr and Bill Miskelly and so do the rest of us.



Ralph Carlson, right welcomes Shawn Thomas as a guest whose name tag was misspelled but wore it anyway.




Doug Peterson, left, accepts the winning of the Gilly Draw from Ray Honig, Gilly Master.



Wayne Pealo won the second prize of the Gilly Draw.



Harold Tinling contemplates his next statement as he prepares to hand over the flies to Tom Skilton, winner of the fly draw and pheasant tail.



Guest Speaker

Dave Clough, Pacific Stream Keepers Federation, energized our enthusiasm and interest in the Society's work. There are 15 clubs with 75 associated clubs throughout B.C. and the Yukon. It was organized in 1995 to provide a focus for the many and various restoration and fish habitat groups. Their objective is to provide training and set up standards for the people involved in stream work.

Dave stressed that the Federation does not seek to blame anyone for problems found during their assessments of the streams. Their preference is to involve all stake holders in the action plans. This includes the owners of the adjacent land (farmers, loggers, developers residents etc.) and regulators, government, restoration workers etc. The Directors of the Island Waters Fly Fishers became interested in these activities when we were requested to help enhance the Millstone River this fall and winter. This is a follow up to the very successful results of Coho spawning throughout the upper reaches of the river after the first year that they used the newly constructed side channel in Bowen Park to get around the water falls. There is a huge potential for many more spawning beds and rearing pools for these salmon.

As Dave pointed out, we need a carefully planned approach to doing this. Charles Thirkill did extensive fry counts and other assessments in the river this summer. He and the DFO have identified the need for more trees along the south bank to provide shade for some of these pools to maintain a lower temperature for the Coho fry and trout.

Dave will be available in the new year to provide the Stream Keeper's course for up to 12 people. This consists of two days, normally a weekend, with an even mix of class room and field studies. It is only \$12.00 to cover part of the cost of printing the manual. This manual contains 13 chapters but only the first few are covered in this class. All of the information can also be downloaded from their web site at www.pskf.ca. This site also provides more information about the Pacific Stream Keepers Federation.



Dave Clough, Biologist with Pacific Stream Keepers Federation, was the guest speaker at our September Meeting.

Charles Thirkill, Biologist and honorary member of the IWFF, supported Dave's presentation by offering more information he has learned this summer while assessing the Millstone River.



Ron Busche thanked Dave for his great presentation and gave him the first token of appreciation - a wood pen turned by Dave Connolly. Thanks Dave.

Wednesday Fly Tying

Butt Ugly

Tied by Leo Snye



Hook: 10 to 14, 2X Dry

Tail, Body, Hackle: all one bunch of Deer Hair

Thread: Black

This fly is similar to the Tom Thumb except that it only requires one bunch of deer hair not stacked. Tie the deer hair in with the butt ends about 1/4 in from the eye and measured to be about twice the length of the hook shaft. Bend the hair towards the eye and leave a few hairs for a tail. Pull the hair tightly and tie it off behind the eye. Pull the hair back towards the hook bend and tie in a head behind the eye. This also makes the hair stand up. Twist this last bunch around the hook as shown. If you lost me at the second or third pulling up of the hair, come to the next fly tying session and Leo will give you a one minute demo - about the length of time it takes to tie this fly.

Leo came up with this design when he found that Tom Thumbs were pretty much trashed after only two fish. This one lasts much longer and also rides in the surface film to look more like an emerger. When it becomes too wet to float it is fished like a nymph.

When Leo showed his first version to a fishing buddy in Alberta, his only remark was "That is Butt Ugly!" The name has stuck ever since.

Full Back Nymph

Tied by Leo Snye



Hook: 8 to 16, 2 or 3X Wet

Tail and Back Cover: Pheasant Tail

Body: Peacock Herl, Brown Hackle Palmered

Thread: Black

Tie the materials in the order given above. The pheasant tail is brought forward to provide a wing case. Tie the head and whip finish.

Pontoon Boats for Sale



2007 Creek Company, ODC XL9, 9 ft, pontoon boat with outboard motor bracket, swivel seat, and pump. Used 4 times. Original cost about \$1,000.00. Asking \$650.00. Contact Ray at 758-9930.

If this one was not sold last month, then you now have a choice:

Buck's Bag pontoon boat complete plus rod holders and double action pump. \$400.00. Contact Ron Moll at 250 754-3978

Opening of Long Lake Fishing Float



Mayor Gary Korpan, left, Brad Durvin and Larry McNabb cut the ribbon to open the Louden Park Accessible Fishing Float. It is built for wheel chair fisher. Brad Durvin conceived the idea four years ago as a project to enter into a contest held by Telus. He won \$2500.00 which went towards this dock and then raised another \$8500.00. The BCFFF Gilly Fund contributed to it along with others listed on a plaque shown on page 8. Island Waters Fly Fishers is also listed on the sign and your editor was invited to the ceremony. The main reason it took four years was because the original location was adjacent to residents who did not want the potential nuisance. The city resolved this by relocating the rowing club's dock and improving the trails, parking lot and other features to what is now a very nice park.



A handicapped fisher tests out the new dock during the ceremony.



Brad Durvin, an Aquaculture student at VIU, shows some of the trout to the reporters.



Brad helps unload 2000 hatchery, "catchable" rainbows into Long Lake. Yes, that is a trout and yes they do come out swimming upstream!

This is the sign posted on the gate to the Louden Park fishing float. Note B.C. Federation of Fly Fishers Gilly Fund and Island Waters Fly Fishers

