




# ISLAND WATERS FLY FISHERS



**EGG PATTERNS:** Page 9. (Scrambled or sunny side up?)

## JR's Pink Euphausid



See page 5

**The Island Waters Fly Fishers**  
**Box 323, Lantzville, BC**  
**V0R 2H0**

- The Purpose of our club is as follows:
- To practice, further and promote the art of fly fishing
  - To practice and promote fish conservation and enhancement
  - To encourage fellowship and sportsmanship amongst anglers

## CONTACTS

- |                         |                          |                 |
|-------------------------|--------------------------|-----------------|
| <b>President:</b>       | <b>Keith MacDonald</b>   | <b>758-2138</b> |
| <b>Vice President :</b> | <b>Peter Huyghebaert</b> | <b>756-3241</b> |
| <b>Secretary:</b>       | <b>Chris Depka</b>       | <b>754-6569</b> |
| <b>Treasurer:</b>       | <b>Harold Tinling</b>    | <b>753-8680</b> |
| <b>Past President :</b> | <b>Dave Connolly</b>     | <b>758-3192</b> |
| <b>Gilly :</b>          | <b>Ray Honig</b>         | <b>758-9930</b> |
| <b>Newsletter:</b>      | <b>Bernie Heinrichs</b>  | <b>390-3266</b> |
| <b>Directors:</b>       | <b>Paul Inscho</b>       | <b>758-2303</b> |
|                         | <b>Jack Toomer</b>       | <b>756-0987</b> |
|                         | <b>Ed Tremblay</b>       | <b>245-8552</b> |
|                         | <b>Wayne Legge</b>       | <b>756-3114</b> |
|                         | <b>Bill McColl</b>       | <b>722-3123</b> |
|                         | <b>Hale Yardley</b>      | <b>753-2970</b> |
| <b>Webmaster:</b>       | <b>Steve Wawrykow</b>    | <b>754-3650</b> |
| <b>Fly Tying:</b>       | <b>Gerry Stevens</b>     | <b>754-4124</b> |
| <b>Videos:</b>          | <b>Jim McEwan</b>        | <b>751-2775</b> |

Meetings at 7:30 pm. on the 4th Tuesday of the Month at the Ukrainian Hall at 4017 Victoria Ave. off Norwell Dr. Visitors and Guests welcome. Phone 758-2138.

**Email us at [iwff@shaw.ca](mailto:iwff@shaw.ca) Ph 758-2138**  
**Visit at [www.members.shaw.ca/iwff](http://www.members.shaw.ca/iwff)**



**The British Columbia Federation of Fly Fishers (BCFFF) is a registered, non-profit society whose main objective is to promote the conservation of the fishing environment in British Columbia. By networking with similarly minded clubs, organizations, businesses and individuals, the BCFFF provides a voice that reflects its member's and the public's concern for the future of B.C.'s natural resources. Our organization believes that concern for the future of our province's environment is not just the exclusive domain of fly fishers or other recreation groups, but should be the concern of all citizens. Consequently, it is with this broader population in mind that we strive to protect and promote our natural resources for the benefit of present and future generations to respect and enjoy.**

**Visit the BCFFF on their webpage at  
<http://www.bcfff.bc.ca/>**

### **Bernie's Banterings**

Keith MacDonald's message was a reminder that the end of our club's year is nearly upon us and, unfortunately, he will not be serving as President next year. This is a great opportunity to thank and congratulate Keith for the great job - no, TWO jobs, that he has done for the year. He was also the chair of one of BCFFF'S best AGMs. Both jobs are full time for even a retired person let alone one who is still working and is involved with family. Thanks again Keith. Congratulations are also in order for all the other volunteers who helped out with the AGM and the Auction. We raised record breaking amounts of money and, most importantly, had a great time at the function. The AGM, the Tall Tales Contest, fishouts, BBQ, dinners, noon lunches, conservation projects, fly tying, the Gilly, the fly draw, raffles, draws, meetings, photos, jokes, stories etc. all have helped to make my job easier to fill the newsletter and I thank each and every one of you. Congratulations for a successful year and a successful club!

## **Calendar of Events**

### **November 23, 2004**

Regular Meeting at the Ukrainian Hall, 4017 Victoria Ave. Steve Wawrykow will be showing his latest version of his video of fly fishing for pink salmon. The election of directors and executive will also be conducted.

### **November 27, 2004 (Saturday)**

Annual Christmas Party and Auction, at the Lantzville Legion Hall. Cocktails 6:00, Dinner 7:00 pm. \$25.00 per couple, \$12.50 per single. Roast beef, roast pork, potatoes, peas, carrots, cake and ice cream. Please donate auction items. Guests are welcome. Bring your check books! There are some really dandy items being donated this year - such as a 14', #9 - #10 wt. spey rod complete with reel and line. The raffle will be for a 9', 4 piece, 4 wt. St. Croix trout rod.

### **Fly Tying**

Every first and third Wednesdays at 1:30 pm. (after the pub lunch) and every 2nd and 4th Wednesday evenings at 7:15 pm. Both will be at Gerry Stevens house (620 Hawkins St.) this year. He is looking for demonstrators, new or old patterns, ideas etc. Gerry can be reached at 754-4124.

### **Noon Socials and Luncheons**

At 11:30 am every 1st and 3rd Wednesdays at the Wellington Pub (half price specials).

### **No Meeting in December**

### **January 25, 2005**

Regular meeting in the Ukrainian Hall, Victoria Ave.

## **FOR SALE**

**Mustang Inflatable Fly Vest, Medium, Orange, CO2 or Mouth Inflate, First \$35, Bruce at 390-2236.**

## President's Message

I can't believe that a year has gone by since I became president of the IWFF. It has been a great year and I think our club really put ourselves on the map this year. Our biggest accomplishment has to be hosting the BCFFF Annual General Meeting in May. It has been said by many that it was one of the best AGM's, and we raised a significant amount of money in support of the Federation. The club has made a great contribution to the Cat Stream project and the completion of the "Bill Brown Memorial" will be a lasting legacy. Many thanks to Dave Connolly for his efforts ensuring the completion of this project. Our club has also started to get involved in some other very worth while enhancement projects, Wayne Legge is doing a great job of spearheading and searching out areas where our club can be of assistance.


During the past year we had some great fishouts and a lot of fun was had by all that attended. Thanks to all the members that organized these fishouts.

In closing I would like to thank the members of IWFF for allowing me to serve as your President for the last year and I regret that work pressures are not going to allow me to stand for a second year. Thanks and good fishing to all.

Keith MacDonald



Keith MacDonald



"The trout say it tastes just like chicken."

## Annual Banquet and Auction

**Location:** Lantzville Legion, Lantzville

**Time:** Cocktails at 6:00, Dinner at 7:00  
Saturday, November 29, 2003

**Cost:** \$25.00 per couple and a prize to donate to the Auction.

Bring lots of money or your loan officer! There are the usual goodies being donated this year - plus a 14', #9 - #10 wt. spey rod complete with reel and line. The raffle will be for a 9', 4 piece, 4 wt. St. Croix trout rod.

The caterers need a head count, therefore the tickets will have to be purchased no later than November 23, 2004 (at the meeting) or from Wayne Legge at **756-3114**. There will be no refunds on tickets because the caterers bill us when the plates are ordered.



**Bruce Cumming** with his proof that there were fresh Coho in a channel in the "Meat Hole" at the Big Qualicum River just before the hatchery. Too bad it got dark before his theory could have been proven a second time.

## Formula for Salmon Weight

Caught the big one and no scale? Try this handy formula:

$$\frac{\text{Length} \times \text{Girth} \times \text{Girth}}{800}$$

The measurements are in inches and the result is in pounds. For you mathematicians, "Girth X Girth" is written this way because the font for the "squared" symbol could not be found.

## Guest Speaker: Harlan Wright



*Harlan Wright graduated from the Fisheries and Aquaculture Program, Malaspina college, in 1998 as a Fisheries Technician and has been working for the British Columbia Conservation Foundation. He has been doing the steelhead*

*stock assessment and habitat restoration on Vancouver Island streams for the last six years. In addition, Harlan is a keen steelhead, trout, and salmon fly fisher.*

Harlan's gave us a slide presentation on the work that has been done by the Greater Georgia Basin Steelhead Recovery Plan (GGBSRP). They have been doing fish count surveys, habitat restoration and carcass plantings. Last year they snorkel surveyed 248 km of streams and counted 724 steelhead. This is only 4 per km. At one time it was 60 per km. and 20 per km. is deemed to be satisfactory. The southern Vancouver Island streams are in trouble for reasons not well understood. For example, the Nanaimo River averaged 2 steelhead per km. Whereas the northern Vancouver Island rivers averaged over 9 per km.



Another program that the GGBSRP has been involved in, and is promoting, is to plant salmon carcasses upstream in the rivers. This provides nutrients for the food chain to promote growth for salmon fry and smolts. Typically this program

involves volunteers to pick up carcasses from the hatcheries and moving them upstream or to tributaries to re-establish feeding grounds for the next generation of fish.

Although many of the streams (especially in the southern half of Vancouver Island) are in trouble, these programs, plus their habitat restoration program, should go a long way to improve the populations of steelhead and other salmon. Harlan emphasized the need for more volunteers to help out with their many worthy programs.

For more information on the Greater Georgia Basin Steelhead Recovery Plan or on how to contribute to this plan, contact the British Columbia Conservation Foundation at:

[www.steelheadrecoveryplan.ca](http://www.steelheadrecoveryplan.ca)  
or:  
[info@steelheadrecoveryplan.ca](mailto:info@steelheadrecoveryplan.ca)  
or phone:  
250 716- 8776 in Nanaimo.



Wayne Legg signs up as a volunteer for the carcass placement plan with the Greater Georgia Basin Steelhead Recovery Plan. Harlan Wright, center, and John O'Brien look on.

## John O'Brien's Fly Patterns

### *Editor's Note:*

*These fly patterns and write-ups were submitted to Art Lingren for his forthcoming book "Fly Patterns of British Columbia". This is the fourth in a series of articles featuring our club members. They are presented here with permission from Art.*



### **50/50 (John's Thumb)**

Originated and contributed by John O'Brien



*Hook:* Size 8 to 24 Tiemco 100BL or any fine wire regular shank dry fly hook

*Thread:* Black waxed nylon 6/0 for size 8 & 10 hooks and 8/0 for size 12 and smaller hooks

*Tail:* Guinea fowl fibres

*Rib:* Fine, silver mylar

*Body:* Black, polypropylene yarn

*Back and Wing:* Natural deer hair

*Intended Use:* Dry fly for still water rainbow trout

**Comments:** Back in the '70s when I fished the interior trout lakes like Tunkwa, a strange thing occurred which I called the fly-fishermen hatch. I fished hard all day and saw and caught only a few good sized trout on shrimp flies. Just after supper I noticed quite a number of boats launching at the campsite and all seemed to be headed for the far Northeast corner of the lake. All the fly fishermen anchored in or near the weed beds and looked like they were waiting for something to happen. Most were quite friendly and seemed to know one another. By the time the bugs started to appear in large numbers, most of the guys were casting and catching nice rainbows. As the evening progressed, the bug numbers grew and the fish became more visible. The fellow next to me must have felt sorry and suggested I use about a # 12 Doc Spratley but with the wing cut off. I happened to have some with me and he suggested I use a fairly slow retrieve and a floating line. That fly imitates a chironomid pupa, which were hatching at the time, he added. Doing as instructed I caught several fish right away and was quite impressed. As it got darker, the bite seemed to slow. However, the fish were still surfacing, making loud splashes very close to the boat, but not many were taking the altered Spratley. I switched to a #10 Tom Thumb. A bit too large I thought. After several refusals I managed to hook and land one fish. By this time it was getting dark, but when I looked around there had to be at least 20 boats in this one area. This hoard of local fly fishers came every evening to fish this bug hatch. In coming to fish the hatch, they produced a hatch of their own and this fly-fishermen hatch was quite a site.

Years later, as I sat tying flies and thinking about the chironomid hatches on one of the local lakes, I understood why the Doc Spratley worked as a pupa. But why did the fish stop biting just before dark? When I studied the insects and learned about the emerging stage, it dawned on me that from the fish's view (below the surface) the Tom Thumb may indeed look like an emerging insect.

**Continued on next page...**

**(Continued)**

Reflecting on this revelation I wanted to tie an emerging chironomid and asked myself what would the fish view from below. They would see a pupa struggling to break through the surface film. After looking at the Spratley and Tom Thumb, I decided to combine the two and developed what became known as John's Thumb. But this did not truly explain the fly's origins properly so I decided to rename the fly 50/50: half Tom Thumb, half Doc Spratley. This fly is very effective during chironomid hatches just before dark or on overcast days. The one draw back is that they are fairly fragile so you will need to have at least a dozen for an evenings fishing. As well I tie them up to size 24s for midge hatches. Cast near or to the rises, but do not retrieve.

**JR's Pink Euphausid**

Originated and contributed by John O'Brien



*Hook:* Size 6 & 8 Daiichi X452 or Tiemco 411S/800S

*Thread:* Pink 6/0 waxed nylon to match body

*Tail:* Pink Polar Bear

*Back:* Pink Krystal Flash


*Eyes:* Small, clear monofilament eyes

*Body:* Pink steelhead yarn and metallic, silver chenille

*Intended Use:* Wet fly for salmon

**Comments:** When I first moved to Vancouver Island I was introduced to beach fishing for sea-run cutthroat at places like the Oyster River, Black Creek, Qualicum Bay, etc. My good friend Terry Petras took the time to show me the spots

Fishing all that summer I eventually came across pink salmon but had limited success catching them on a variety of pink flies. Upon investigating the food sources for pacific salmon I found that krill (euphausids) were their main food source and pink krill the predominate color. This explained to me why pink flies worked so well, although most did not resemble the krill in size and shape. I set out to match the hatch so to speak. I checked with the Pacific Biological Station in Nanaimo and obtained information from them and I found pictures from books as well. Also I obtained samples from the stomachs of fresh caught Coho, pink and Chinook, caught in the Strait of Georgia's Nanaimo area. I also witnessed several so called shrimp hatches for lack of a better term. Krill by the billions and it sounded like popcorn popping with the salmon there gorging themselves. After learning more about krill and witnessing salmon feeding on them, I realized how important krill are to the salmon's diet. I tied many patterns prior to this one, but none came as close to imitating the euphausid shrimp like this pattern did. I've had more 30 fish days with this fly beach fishing than any other fly I've tried in the last 20 years. For salmon beach fishing I use Air Flo clear, intermediate sinking leader looped to my six weight floating line with 6 lb. test tippet. I try to cast 10 to 15 feet in front of the schools if possible and then use a very slow retrieve. I usually don't fish unless I see fish and only cast to them if I can reach them. If too far away I let them come to me. Low slack and incoming to high slack seem to be the best fishing tides. Morning tides are better. In flowing river estuaries I fish the same tides but use a fast sinking braided or poly leader to counter the current. I've caught all salmon species, sea-run trout, both cutthroat and rainbows, as well as summer-run steelhead on this fly. I tie it in several different shades of pink for different light conditions and I never leave home without them.



## Fly Tying



Gerry Stevens demonstrates to Doug Peterson, left, Matt Haapala and Steve Wawrykow.

## Egg Patterns

This year's first fly tying session was off to a great start Wednesday October 20, 2004. When Gerry was requested to feature egg patterns, there were two recipes plus variations that he found plus videos of "how to". Steve provided us with four more patterns plus pom poms! Bob Leverman added his usual hints, tips and "how to use them" suggestions. Steve also found a bunch of web sites (included in this issue) related to egg patterns and with links to other fly tying and even fly fishing sites. It was a very lively and productive afternoon.

## Fly Tying Links for Egg Patterns

<http://www.bigfishtackle.com/Articles/jason-akl-02.htm>

<http://www.alaskaflyfishingonline.com/afb/moeegg.html>

[http://www.kidfish.bc.ca/tying/egg\\_pattern/egg\\_pattern.htm](http://www.kidfish.bc.ca/tying/egg_pattern/egg_pattern.htm)

<http://www.freenet.edmonton.ab.ca/trout/flytying.html>

<http://www.guidebc.com/flypatterns/plasticegg.asp>

[http://www.akflyfishers.com/fom\\_McFly\\_Egg.html](http://www.akflyfishers.com/fom_McFly_Egg.html)

[http://www.questoutdoors.net/skills/ftying/patterns/eggs/blood\\_dot/](http://www.questoutdoors.net/skills/ftying/patterns/eggs/blood_dot/)

<http://www.fedflyfishers.org/Fly%20of%20the%20Month/flymontheggs.htm>

<http://www.fishontario.com/fly-fishing/glo-bug/>

<http://www.fishingnorthwest.com/steelheadflies.htm>

## Lunches at the Wellington Pub



Front, left to right: Ron Busche, Steve Wawrykow, Bill McColl, Gerry Stevens, Jack Toomer, Paul Inscho, Matt Haapala (hiding behind Bob Leverman and Ray Garton). We can almost depend on 12 or 13 fly fishers or "wanna bees" to attend these very informal gatherings every 1st and 2nd Wednesdays at 11:30 am. The half price specials are especially attractive but it is suspected that the relaxed camaraderie is the main drawing card. There are a few regulars but there are always a variety of new faces or irregulars.

## Egg Pattern

Material: Tiemco 511 hook (excellent all around egg and stinger hook)  
Kevlar thread  
Glo Bug yarn  
Head cement.




Begin: Build 1/8th inch thread body on hook and cover with cement.




Wrap down 2 sections of yarn in contrasting colors with two VERY tight turns of thread so that the yarn "puffs" on top of the hook shank. With the same second turn of thread, tightly double wrap a single section of yarn to bottom of hook shank so that it "puffs". run the second (last) wrap of the thread between section top and bottom and make several turns of thread in front of both sections of yarn.



Pull yarn back, whip finish the thread and cover with head cement. Cut off thread.



Grab yarn together and very tightly pull up for top section (pull down for bottom section) Now with a very good, sharp pair of scissors cut the yarn at a very slight arc over and under shank of hook Note dotted lines on picture. The yarn will puff and form a ball. Trim to perfect circle circumference.



Note that contrast color will be the "eye" of the egg.



# The Gilly



Dave Connolly found a lot of chum on Puntledge and had an embarrassing moment which he, nor any of his cohorts, would share

with us. The story will, we are sure, surface eventually.



Doug Peterson related the excitement created when Bernie Heinrichs lost his whole #8 line to a big Chinook on the Big Qualicum. Bruce Cumming ended up with wet

waders at about the same time as Bernie recovered the line closer to the fish. Needless to say the fish promptly broke off at the tippet which is where it should have broken in the first place.



Jack Toomer took a little time off from his moose hunting to entertain the trout in Virden Lake in the Prince George Area.



Al Bieberstein, new member, had a great time in the rivers in the Port Hardy Area. He even landed a 12 pound Coho on a 10 pound leader - no small feat for such a feisty fish!



Wayne Pealo, guest, found good chinook and chum fishing in the Campbell River.



Jed Dagenais did not let 3 bears distract him from removing a lot of fish from his hook on the Big Qualicum River.



Bob Crampton shows his 6" leach he used to land 8 rainbows from the Island Lake. Some were a good 27" long.

**More Gilly...**



Greg Brunt was at the Nanaimo River when the tidal season opened on the day of the meeting. He landed over eight chum and one coho by bouncing off bottom.



Ray Brunt declared that he was not skunked this year. His secret? Did not go fishing this year!

Roy Sorensen caught pinks by the dozens from the "Canal" but became really frustrated by the Coho on the beaches. They were mostly just out of casting range. Then he would watch helplessly as someone in a boat would slide in and scoop one up. Anyone got a pontoon boat for sale?



Hale Yardley found five rainbows in Marshall Lake all between 12" and 16".

**Gilly Draw Winners**



Al Bieberstein, left, receives Gone Fishin's \$25.00 gift certificate from the Gilly, Ray Honig.



Bernie Heinrichs receives "Run of the River" book donated by Dave Connolly.

**Fly Draw Winners**



Matt Haapala, left, receives his prize flies from Harold Tinling.

More Winners



Now we know that Harold participates in his draw for the fly draw. He finally became a winner - not of the flies but of a piece of tail (from a pheasant donated by Jim MacFie).



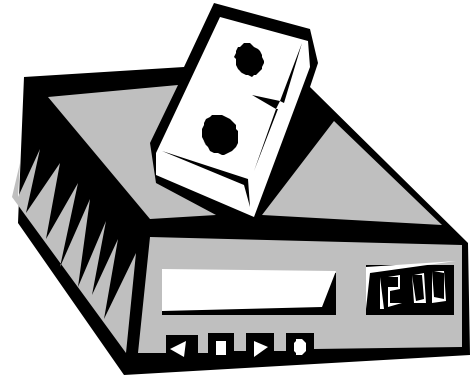
Bill McColl won another book donated by Dave Connolly "To Catch a Fish". This was the runner up prize during the raffle.



Jed Dagenais was the big winner of the evening with his surprise package donated by Sealand Tackle. .

List of Videos

See Jim McEwan to Check These Out



- 12 FLY FISHING MAGAZINE – OLYMPIC TROUT & STEELHEAD
- 13 THE ESSENCE OF FLY CASTING – MEL KRIEGER
- 14 FLY FISHING STILLWATERS – ALF DAVIES
- 16 SURVIVING THE HOOK – D.F.O.
- 17 RELEASE ‘EM RIGHT – D.F.O.
- 21 TROUT FISHING – STEVE WAWRYKOW – IWFF
- 23 STEELHEAD FISHING – IWFF
- 27 MAGIC OF FLY FISHING – STORIES OF MANY TRIPS
- 34 DUBBING THE LOOP WITH ROOTS
- 35 TYING BASS FLIES – IWFF
- 37 BASS – THE 99% SOLUTION – FISH’N CANADA
- 40 THE RIVER OF NO RETURN – IWFF REPORT
- 42 25 FISHING LAKES – MERRITT TO KAMLOOPS
- 43 - 1 NORTHERN LAKE TROUT – FISH’N CANADA
- 43 - 2 FLOATING FOR GATORS – FISH’N CANADA
- 43 - 3 LARGEMOUTH BASS – FISH’N CANADA